

SKM 800GA176D



SEMITRANS® 4

Trench IGBT Modules

SKM 800GA176D

Features

- Homogeneous Si
- Trench = Trenchgate technology
- V_{CEsat} with positive temperature coefficient
- High short circuit capability, self limiting to $6 \times I_C$

Typical Applications*

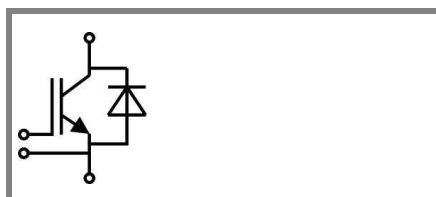
- AC inverter drives mains 575 - 750 V AC
- Public transport (auxiliary syst.)
- Wind power

Remarks

- $I_{DC} \leq 500$ A limited for $T_{Terminal} = 100$ °C

Absolute Maximum Ratings		$T_c = 25$ °C, unless otherwise specified	
Symbol	Conditions	Values	Units
IGBT			
V_{CES}	$T_j = 25$ °C	1700	V
I_C	$T_j = 150$ °C	$T_c = 25$ °C	830
		$T_c = 80$ °C	590
I_{CRM}	$I_{CRM} = 2 \times I_{Cnom}$	1200	A
V_{GES}		± 20	V
t_{psc}	$V_{CC} = 1200$ V; $V_{GE} \leq 20$ V; $T_j = 125$ °C $V_{CES} < 1700$ V	10	μ s
Inverse Diode			
I_F	$T_j = 150$ °C	$T_c = 25$ °C	630
		$T_c = 80$ °C	440
I_{FRM}	$I_{FRM} = 2 \times I_{Fnom}$	1200	A
I_{FSM}	$t_p = 10$ ms; sin.	$T_j = 150$ °C	3600
Module			
$I_{t(RMS)}$		500	A
T_{vj}		- 40 ... + 150	°C
T_{stg}		- 40 ... + 125	°C
V_{isol}	AC, 1 min.	4000	V

Characteristics		$T_c = 25$ °C, unless otherwise specified			
Symbol	Conditions	min.	typ.	max.	Units
IGBT					
$V_{GE(th)}$	$V_{GE} = V_{CE}$, $I_C = 24$ mA	5,2	5,8	6,4	V
I_{CES}	$V_{GE} = 0$ V, $V_{CE} = V_{CES}$			4	mA
V_{CE0}		$T_j = 25$ °C	1	1,2	V
		$T_j = 125$ °C	0,9	1,1	V
r_{CE}	$V_{GE} = 15$ V	$T_j = 25$ °C	1,7	2,1	m Ω
		$T_j = 125$ °C	2,5		m Ω
$V_{CE(sat)}$	$I_{Cnom} = 600$ A, $V_{GE} = 15$ V	$T_j = 25$ °C _{chiplev.}	2	2,45	V
		$T_j = 125$ °C _{chiplev.}	2,45	2,9	V
C_{ies}	$V_{CE} = 25$, $V_{GE} = 0$ V	$f = 1$ MHz	39,6		nF
C_{oes}			2,2		nF
C_{res}			2,5		nF
Q_G	$V_{GE} = -8V...+15V$	4800			nC
$t_{d(on)}$	$R_{Gon} = 3$ Ω	$V_{CC} = 1200$ V $I_C = 600$ A	230		ns
t_r			90		ns
E_{on}			335		mJ
$t_{d(off)}$	$R_{Goff} = 3$ Ω	$T_j = 125$ °C $V_{GE} = \pm 15$ V	1030		ns
t_f			160		ns
E_{off}			245		mJ
$R_{th(j-c)}$	per IGBT	0,04			K/W



GA



SEMITRANS® 4

Trench IGBT Modules

SKM 800GA176D

Features

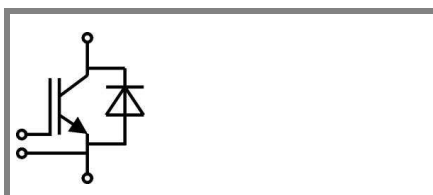
- Homogeneous Si
- Trench = Trenchgate technology
- V_{CEsat} with positive temperature coefficient
- High short circuit capability, self limiting to $6 \times I_c$

Typical Applications*

- AC inverter drives mains 575 - 750 V AC
- Public transport (auxiliary syst.)
- Wind power

Remarks

- $I_{DC} \leq 500$ A limited for $T_{Terminal} = 100$ °C



GA


Characteristics

Symbol	Conditions	min.	typ.	max.	Units
Inverse Diode					
$V_F = V_{EC}$	$I_{Fnom} = 600$ A; $V_{GE} = 0$ V	$T_j = 25$ °C _{chiplev.}	1,6	1,9	V
		$T_j = 125$ °C _{chiplev.}	1,6		V
V_{F0}			1,1	1,3	V
r_F			0,83	1	mΩ
I_{RRM}	$I_F = 600$ A		650		A
Q_{rr}	$di/dt = 6400$ A/μs		230		μC
E_{rr}	$V_{GE} = -15$ V; $V_{CC} = 1200$ V		155		mJ
$R_{th(j-c)D}$	per diode			0,07	K/W
Module					
L_{CE}			15	20	nH
$R_{CC'+EE'}$	res., terminal-chip	$T_{case} = 25$ °C	0,18		mΩ
		$T_{case} = 125$ °C	0,22		mΩ
$R_{th(c-s)}$	per module			0,038	K/W
M_s	to heat sink M6		3	5	Nm
M_t	to terminals M6 (M4)		2,5 (1,1)	5 (2)	Nm
w				330	g

This is an electrostatic discharge sensitive device (ESDS), international standard IEC 60747-1, Chapter IX.

* The specifications of our components may not be considered as an assurance of component characteristics. Components have to be tested for the respective application. Adjustments may be necessary. The use of SEMIKRON products in life support appliances and systems is subject to prior specification and written approval by SEMIKRON. We therefore strongly recommend prior consultation of our personal.

SKM 800GA176D



SEMITRANS® 4

Trench IGBT Modules

SKM 800GA176D

Features

- Homogeneous Si
- Trench = Trenchgate technology
- V_{CEsat} with positive temperature coefficient
- High short circuit capability, self limiting to $6 \times I_c$

Typical Applications*

- AC inverter drives mains 575 - 750 V AC
- Public transport (auxiliary syst.)
- Wind power

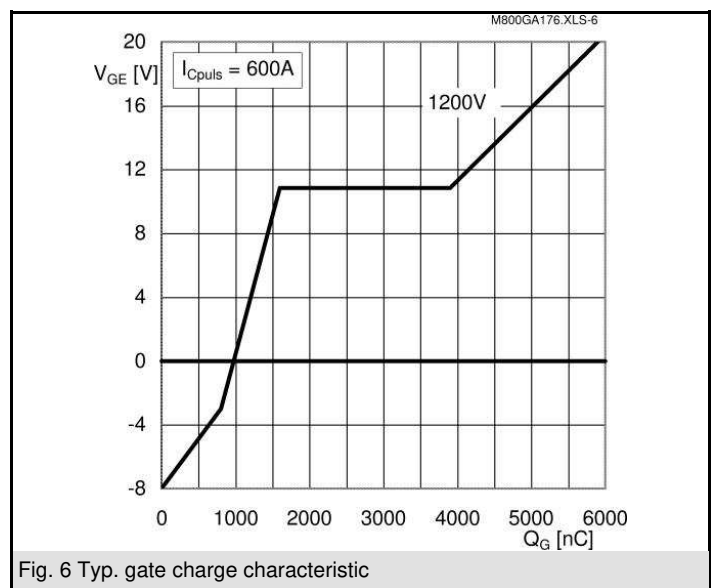
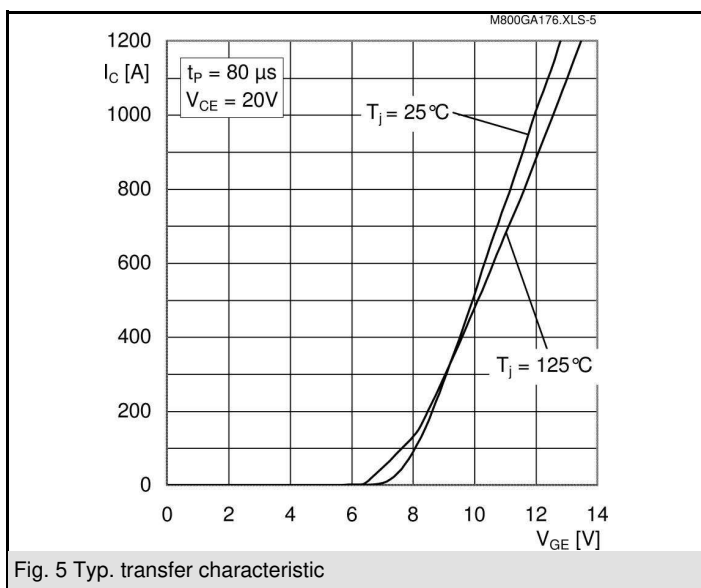
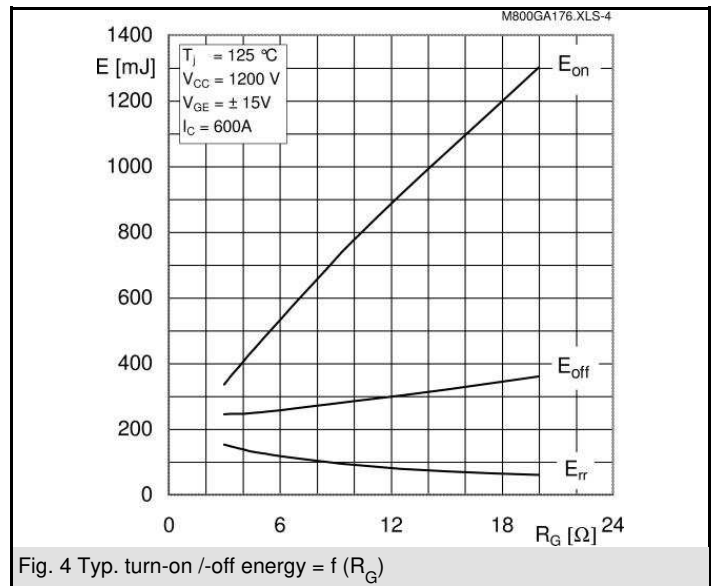
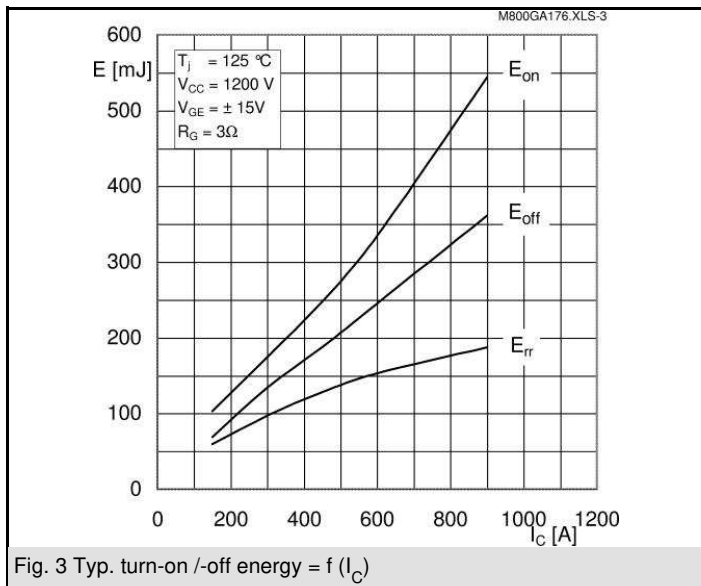
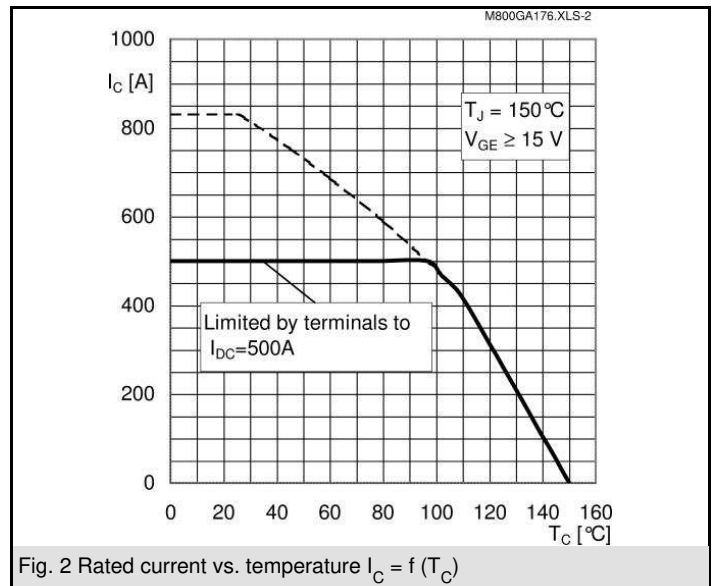
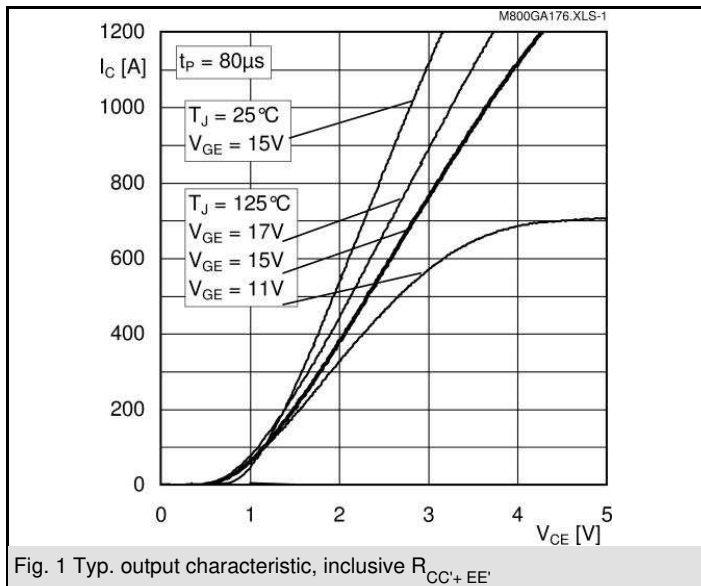
Remarks

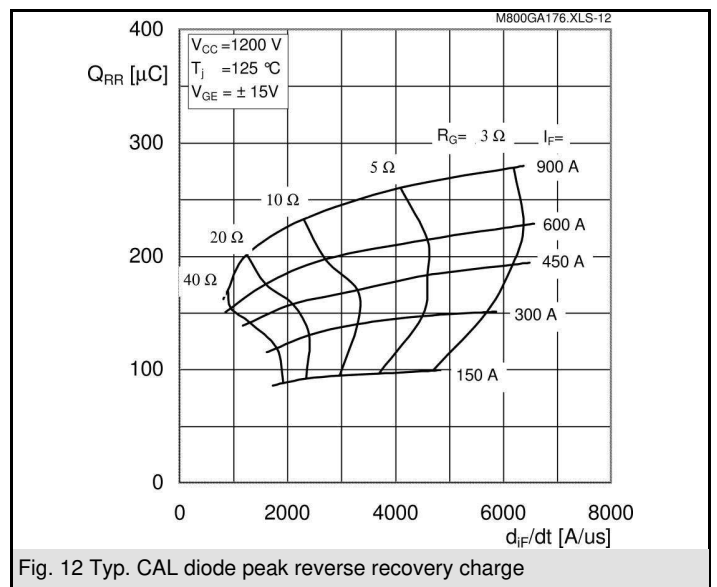
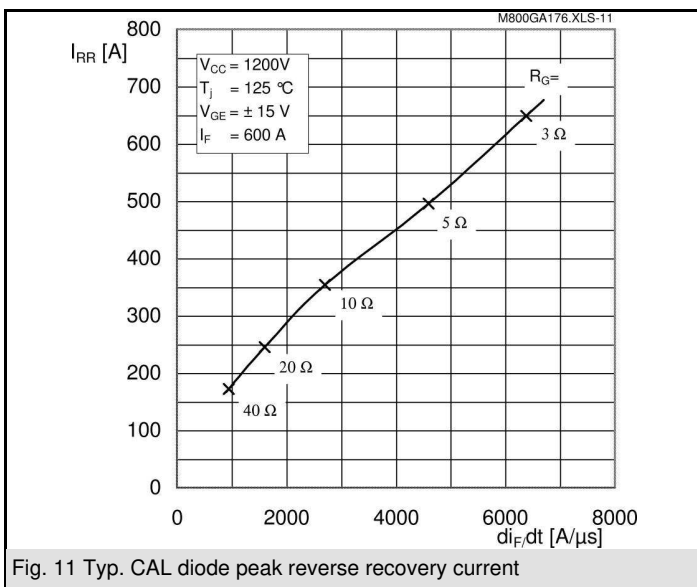
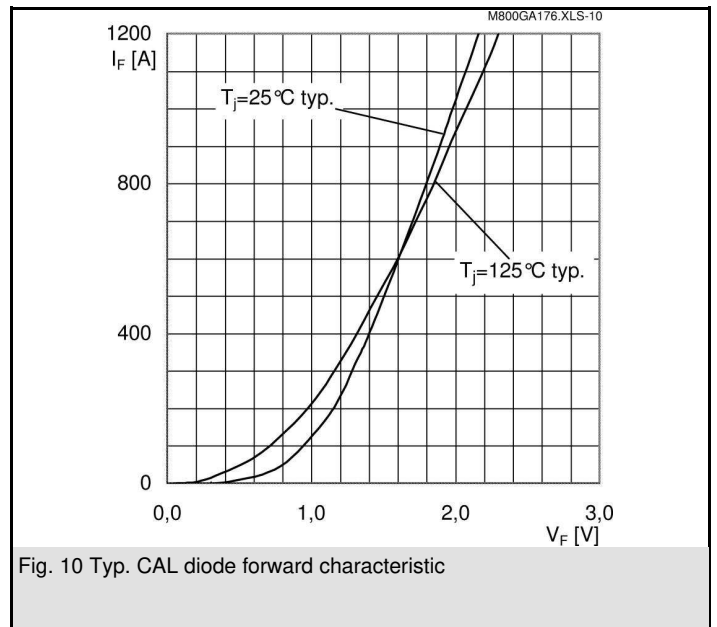
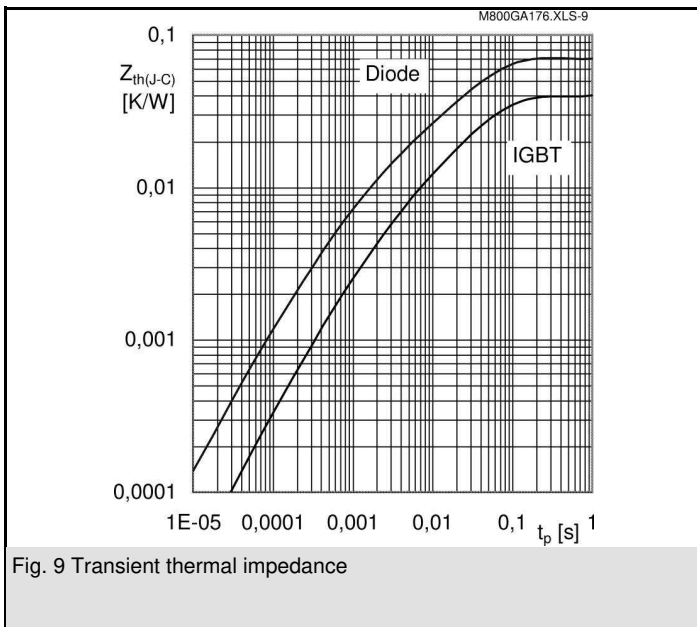
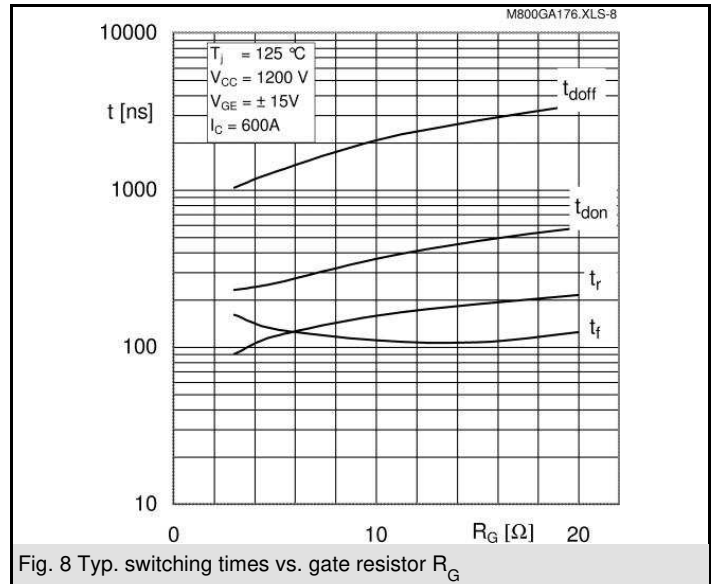
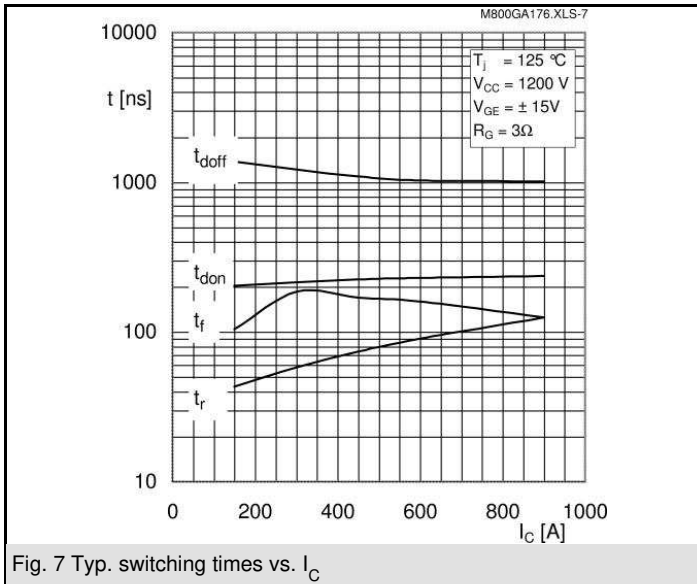
- $I_{DC} \leq 500$ A limited for $T_{Terminal} = 100$ °C

Z_{th}		Conditions	Values	Units
$Z_{th(j-c)I}$				
R_f	$i = 1$		28	mk/W
R_f	$i = 2$		9,5	mk/W
R_f	$i = 3$		2,17	mk/W
R_f	$i = 4$		0,33	mk/W
τ_{u_i}	$i = 1$		0,0447	s
τ_{u_i}	$i = 2$		0,02	s
τ_{u_i}	$i = 3$		0,0015	s
τ_{u_i}	$i = 4$		0,0025	s
$Z_{th(j-c)D}$				
R_f	$i = 1$		46	mk/W
R_f	$i = 2$		17	mk/W
R_f	$i = 3$		5,9	mk/W
R_f	$i = 4$		1,1	mk/W
τ_{u_i}	$i = 1$		0,05	s
τ_{u_i}	$i = 2$		0,0075	s
τ_{u_i}	$i = 3$		0,002	s
τ_{u_i}	$i = 4$		0,0002	s



GA



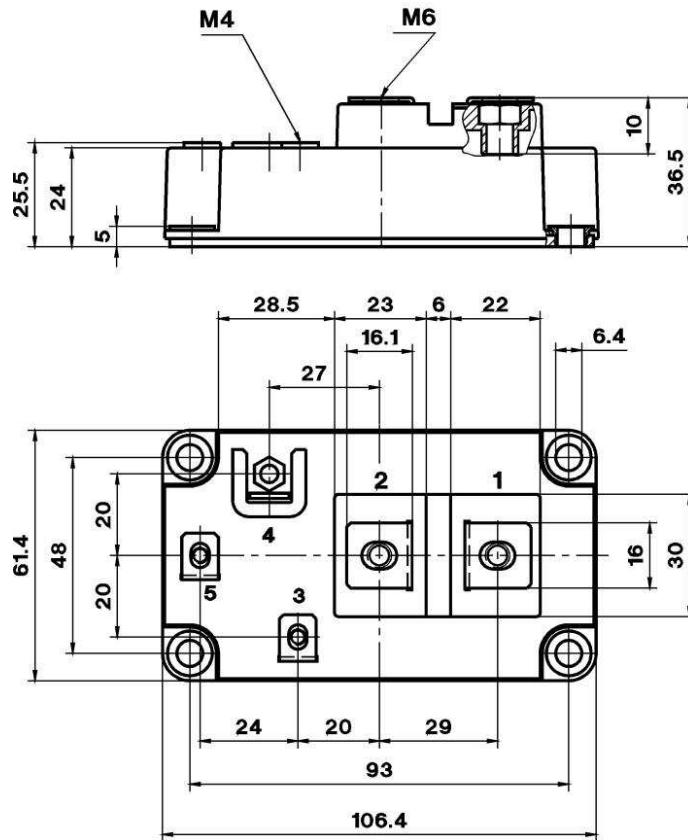


SKM 800GA176D

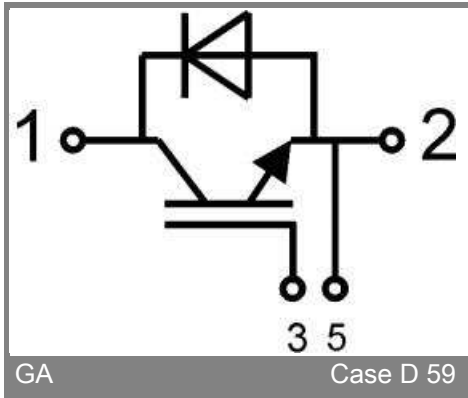
UL Recognized

CASED59

File no. E 63 532



Case D 59



GA

Case D 59