

Square body DIN 43 620 — 1000V (IEC): 20–225A

1000V (IEC) 20–225A

Specifications

Description: Square body DIN 43 620 blade style high speed fuses.

Dimensions: See dimensions illustration.

Ratings:

Volts: — 1000Vac

Amps: — 20-225A

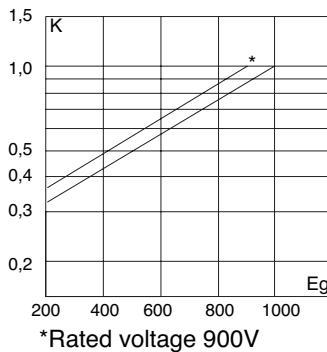
IR: — 150kA RMS Sym.

Agency Information: CE, Designed and tested to IEC 60269: Part 4, UL Recognized.

Electrical Characteristics

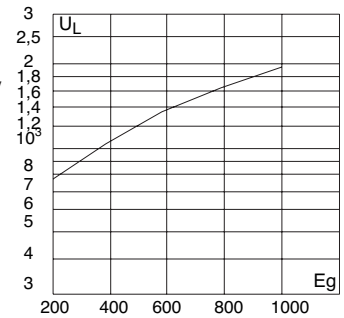
Total clearing I²t

The total clearing I²t at rated voltage and at power factor of 15% are given in the electrical characteristics. For other voltages, the clearing I²t is found by multiplying by correction factor, K, given as a function of applied working voltage, E_g, (rms).



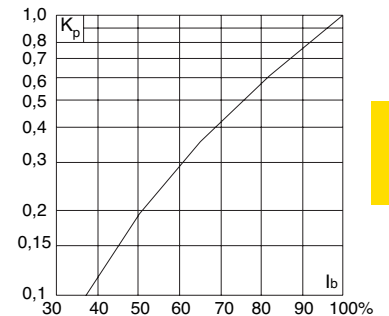
Arc Voltage

This curve gives the peak arc voltage, U_L, which may appear across the fuse during its operation as a function of the applied working voltage E_g, (rms) at a power factor of 15%.



Power Losses

Watts loss at rated current is given in the electrical characteristics. The curve allows the calculation of the power losses at load currents lower than the rated current. The correction factor, K_p, is given as a function of the RMS load current, I_b, in % of the rated current.



Features and Benefits

- Excellent dc performance
- Low arc voltage and low energy let-through (I²t)
- Low watts loss
- Superior cycling capability

Typical Applications

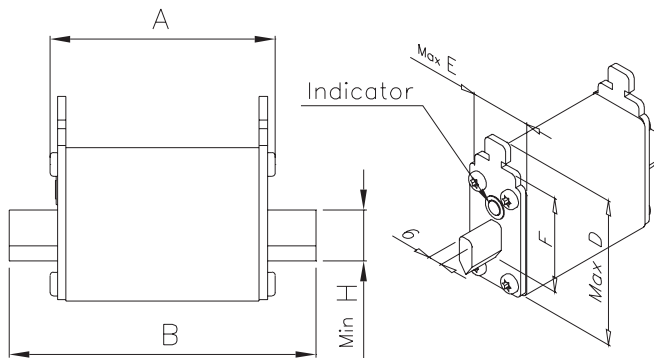
- DC common bus
- DC drives
- Power converters/rectifiers
- Reduced voltage starters

Dimensions (mm)

Type T

Size	A	B	Max D	Max E	F	G	Min H
DIN 00	49	78.5	60	30	35	6	15

1mm = 0.0394" / 1" = 25.4mm



High Speed Fuses

Square body DIN 43 620 — 1000V (IEC): 20–225A

Catalog Numbers

Catalog Numbers		Electrical Characteristics				
Type T Indicator for Micro	Size	Rated Voltage	Rated Current RMS Amps	I ² t (A ² Sec)		Watts Loss
				Pre-arc	Clearing at Rated Voltage	
170M2673	00	1000	20	15	110	8.5
170M2674		1000	25	28.5	210	9.5
170M2675		1000	32	53	390	11
170M2676		1000	35	69	500	12
170M2677		1000	40	105	760	13
170M2678		1000	50	215	1550	14
170M2679		1000	63	380	2750	16
170M2680		1000	80	815	5900	18
170M2681		1000	100	1550	11500	21
170M2682		1000	125	3000	22000	23
170M2683		1000	160	6250	45000	26
170M2684		900	200	12000	86500	31
170M2685		900	225	18000	115000	33

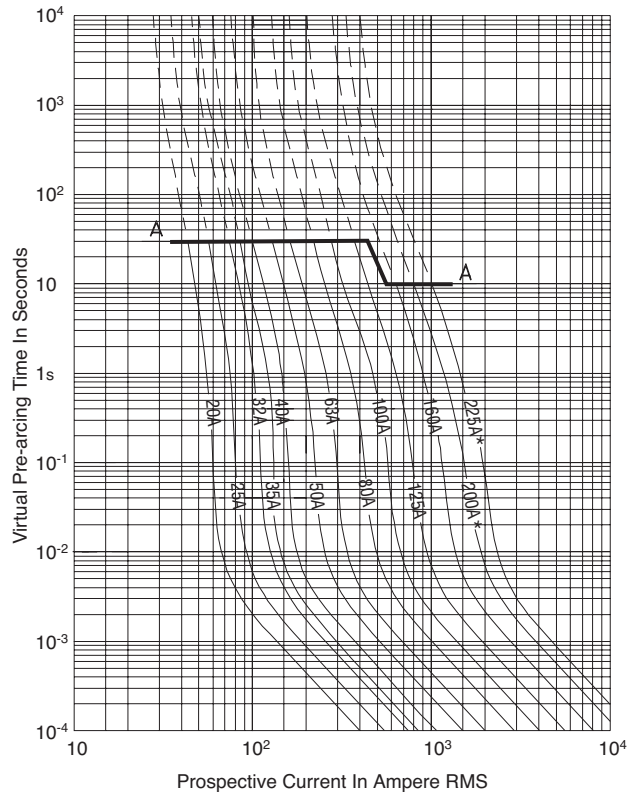
• Watts loss provided at rated current.
• Microswitch indicator ordered separately. See accessories on page 179-180.

Rated Current

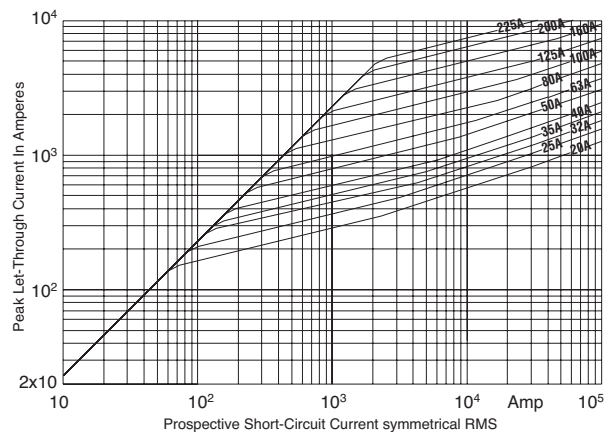
The rated current of this fuse range is given with open fuse bases connected to copper conductors according to IEC 60269 Part 1, table 10. When used in enclosed fuse bases/disconnects, derating factors have to be observed. Please contact Cooper Bussmann for application assistance.

Size 00 — 20-225A: 1000V

Time-Current Curve



Peak Let-Through Curve



* 200-225A fuses are derated to 900V



Did You Know?

Cooper Bussmann Helps Ford Motor Company Implement Electrical Safety Program

All of the Ford Motor Company facilities in the U.S., Canada and Mexico recently completed a safety upgrade to their electrical systems using Cooper Bussmann current limiting fuses. The automaker initiated a proactive program to enhance worker safety when working on electrical equipment.

The program not only included the fuse change out, but also a short circuit current study, arc flash hazard analysis, affixing safety labels to equipment, and providing safety training and personal protective equipment (PPE) to workers, as needed. By using Cooper Bussmann® current-limiting fuses in potential arc-flash situations the amount of electrical energy released is considerably less, thereby helping to reduce the risk of potential injury.

Data Sheet: 17058506

Mouser Electronics

Authorized Distributor

Click to View Pricing, Inventory, Delivery & Lifecycle Information:

Eaton:

[170M2676](#) [170M2678](#) [170M2679](#) [170M2680](#) [170M2681](#) [170M2682](#) [170M2683](#) [170M2684](#) [170M2685](#) [170M2673](#)
[170M2674](#) [170M2675](#) [170M2677](#)